

'96 SAFARI



"EXPEDITION TO EXCELLENCE"





THE PRICE

Introducing Safari

When Mat Perlot founded Safari, he had a specific plan. His product: a quality, best custom coaches. His method: lead the industry in quality and efficiency. His reputation for customer service is unmatched. His most popular luxury motor coach - the Safari.

Today the Safari coach is available in three editions. The Safari Edition provides unprecedented value. The Serengeti Edition is designed to meet the needs of the serious RV'er. And the Ivory Edition eschews the commonplace. Each has a Safari.


Unmatched Luxury

You'll find it in every Safari coach. Richly upholstered furniture, custom cabinetry. The decor is carefully selected to let you put your personality into your coach. Two televisions, a stereo VCR, and a surround sound system for the best sound ever in a motor coach. The Theater System brings theater quality to your coach. There is more to *enjoy* in your Safari.

Simple Practicality

The Safari is also a very practical motor coach. You'll find such smart features as rotating cutting boards, lazy susans and a microwave oven. The power systems are highly automatic, they include solar power.






DE OF SAFARI

ri Motor Coaches in 1987 he had a / luxury motor home, the equal of the build a disciplined team of craftsmen to iency. His commitment: develop an service. His result: America's most ifari.

ble in three editions. The Sahara ie in a quality diesel motor home. The at the demands of the most uncomprom is a special package, for those who its own character, but each is every inch

ch. Solid hardwood and solidly built ure, the most comfortable you'll ever ly selected for an understated style that ur coach. For entertainment there are in acoustically engineered Delco[®] stereo roduction coach. The optional Home y sound to your television. Put simply, than in any other coach in its class.

Coach. Inside -out pantries and ro-convection e functional and nels, an inverter



for convenient 110VAC power, and a clean and efficient Onan[®] generator. You won't find power-draining "glitz" lighting in a Safari - just a smart combination of power-wise 12VDC and super-bright 110VAC fixtures for the best light under all conditions. Even the berber carpet was chosen for more than its great look - plush carpet can't compare for durability.

Easy Driving

You spend a lot of time driving your coach, and no coach is as comfortable to drive as the Safari. The cockpit is yours to control, with power seat, power mirrors, and tilt and telescoping steering. The dash is full-featured and easy to read; the view simply panoramic. The cockpit is so comfortable, you'll finish your trip relaxed and refreshed.

The Caterpillar 3126[™] engine and Allison MD3060[™] transmission are responsive performers. And the suspension is unmatched. Sahara's ElliptiRide[™] leaf-spring suspension is perfectly tuned for an outstanding ride in all conditions, while the B.F. Goodrich Velvet-Ride[™] on the Serengeti and Ivory is incomparable. This patented system literally cradles the coach in rubber, providing the smoothest, most stable ride ever offered in a motor home. You must experience it to believe it - nothing else compares.

Legendary Service

For Safari, service is not just an afterthought - it's a fundamental part of the company. In addition to the factory center and a huge network of authorized centers in every state, there is a toll-free customer service line staffed with experts to answer your questions. Safari service crews also tour the country, attending rallies and providing free service, even to coaches that are long out of warranty. That's how Safari earned its reputation for service - by exceeding all your expectations.





MAGNUM STRENGTH -SAFARI STYLE

With the Magnum chassis, Safari has control over the entire coach, from initial design to final completion, from the wheels to the roof. Now, by taking advantage of this fact, Safari has introduced the best performing, best handling coaches in the industry.

Whether it's the Blue Max™, designed to be the ultimate diesel pusher chassis, or the Blue Streak™, optimized for a mid-sized coach, the foundation of the Magnum is the strongest rail and outrigger system of any chassis. It protects the coach from the rigors of the road, so the coach itself lasts longer. The handling of a coach on a Magnum chassis is simply superior to any other. The ElliptiRide™ suspension is

outstanding; the patented Velvet-Ride™ suspension is the smoothest, most stable suspension ever developed for a coach.

New for 1996 is the Caterpillar 3126™ electronic engine - the first electronic engine ever in a coach of this class. The smart electronics make the 3126 more powerful and efficient than mechanical engines. So efficient, it doesn't even require a catalytic converter! The Cat simply can put more power to the road than any engine in its class. You'll enjoy the difference.



When it comes to smart design, the Safari engineers have a big head start over the competition. With the Magnum chassis, Safari has designed the entire coach, focusing on a custom built chassis - made to fit a specific coach. The result: more storage space, both inside and outside. Safari is famous for its innovative floorplans that provide more room to live in than you ever thought possible in a motor home. Even servicing is convenient: all routine chassis service items are in one place - a Magnum exclusive. Another bay holds an equally well-designed house service center.

The Safari penchant for simplicity and convenience can be seen in the plumbing. Water distribution is controlled by a manifold located in the service area. The system uses one-third of the fittings of a conventional system, and gives you full control of the water distribution. Until now, only expensive bus conversions provided this level of quality, but it's a standard feature of every Safari.




SAFARI SAFARI SAFARI

Only The SAFARI Offers So Much

The distinctive look of the Safari is not just for show - it's the result of choosing the highest quality materials and construction methods possible. Next to the road we don't put skirts of soft aluminum or fiberglass, but of durable stainless steel. It resists pitting and denting, and is a breeze to clean.

Topping it all is perhaps the most trouble-free roof system ever designed for an RV. The water-shedding crown is provided by specially shaped microlaminate trusses. These trusses are strong but lightweight, and allow our roofs to be among the best insulated in the industry. The roof is walkable, and is covered with a single seamless sheet of vinyl/fiberglass composite. It combines the resilience of vinyl with the strength of fiberglass for outstanding durability. It resists the degradation caused by sunlight, dirt and wind, and is amazingly tough.

Whether it's the Sahara, Serengeti, or Ivory Edition, the quality is uncompromised. Our goal has always been to bring the expensive custom coaches into an affordable coach. And in 1995 we have succeeded - three times over.



a quality and features of the

The finest materials, the best technique but it's the people of Safari that really make the difference!



The teamwork extends to every part of the plant. Rob is assembling the wiring "off line" using automotive looting equipment. This helps his



teammates, and eliminates potential problems. We draw on each team member's strengths and skills to build the best coach. As you can see, the



walls are actually welded to the floor. Ken's paint is a durable urethane - like that found on many luxury cars - to provide a tough defense against



the elements. There is one flourish that is just for show: Dennis' murals are individual works of art - our Safari signature.



We'd love to show you more, but you'll have to come to Harrisburg so Angela can give you the whole tour.



Specifications

SAHARA

CAPACITIES	
Fresh Water	100 Gal
Grey Waste	50 Gal
Black Waste	50 Gal
Fuel	90 Gal
LPG	35 Gal

CABINETY/FIXTURES	
Hardwood Cabinetry	
Large Shower w/Skylight	
Power Vent in Bath	

KITCHEN FEATURES	
Micro-Convexion Oven	
2-burner Seaward Princess Range	
8 cu. ft. Norcold™ Refrigerator	
Fantastic™ Fan in Galley	
120V Fluorescent Lighting	
Stainless Steel Double Sinks	
Expanding Dinette	

ENTERTAINMENT/LUXURY	
20" Color Television	
13" Bedroom Television	
Amplified Television Antenna	
Cable TV Hookup	
Basement Outlet Center	
Patio Awnings	
Wood Floor in Galley and Bath	

DRIVING COMFORTS	
Cruise Control	
Heated Remote Mirrors	
6-Way Power Driver Chair	
Delco™ Stereo System w/Cassette	
Rear Camera and Monitor	

MECHANICAL	
Trailer Hitch	
PacBrake™ Engine Retarder	
Hydraulic Levelling System	
Black Tank Spray System	

POWER FEATURES	
6.3 KW Onan LPG Generator	
Freedom 10™ 1000W Inverter	
Solar System (25W Panel)	
120V Residential Lighting Pkg.	

NOMAD PACKAGE	
Upgrade Stereo System/CD Player	
Inverter Monitor	
Stereo VCR	
CB Radio	
Icemaker	
Freedom 20™ 2000W Inverter	
Enhanced Solar System (75W)	

SULTAN'S PACKAGE	
Fountainhead™ Countertops	
Window Awnings	
High Power Air Horns	

POPULAR OPTIONS	
Ultra Leather Cab Seats	
Ultra Leather Recliner or Sofa	
Home Theater Package	
Full Wood Plank Floor	
Dual Pane Windows	
Washer/Dryer Combination	
(N/A in 30' plans)	
Detachable Ladder	
Rear Mural	

All Specifications Subject to
Change Without Notice

SERENGETI & IVORY

CAPACITIES	
Fresh Water	100 Gal
Grey Waste	50 Gal
Black Waste	50 Gal
Fuel	105 Gal
LPG	50 Gal

KITCHEN FEATURES	
Micro-Convexion Oven	
2-burner Seaward Princess Range	
8 cu. ft. Norcold Refrigerator	
Fantastic™ Fan in Galley	
120V Fluorescent Lighting	
Stainless Steel Double Sinks	
Expanding Dinette	

ENTERTAINMENT/LUXURY	
20" & 13" Color Televisions	
Amplified TV Antenna	
Cable TV and Phone Hookup	
Basement Outlet Center	
Full Pass-Thru Basement	
Patio and Window Awnings	
Wood Plank Floor in Galley/Bath	

DRIVING COMFORTS	
High Power Air Horns	
Cruise Control	
6-Way Power Driver Seat	
Heated Remote Mirrors	
Delco™ Stereo System w/Cassette	
Rear Camera and Monitor	
Dash Fans for A/C and Heat	

MECHANICAL	
PacBrake™ Engine Retarder	
Trailer Hitch	
Hydraulic Levelling System	
Black Tank Spray System	

POWER FEATURES	
6.3KW Onan LPG Generator	
Freedom 10™ 1000W Inverter	
50 Amp Charger	
Solar System (25W Panel)	
120V Residential Lighting Pkg.	

CABINETY/FIXTURES	
Hardwood Cabinetry	
Fountainhead™ Countertops	
Power Vent in Bath	
Raised Panel Cabinet Doors	
Large Shower w/ Skylight	


PREFERRED ELECTRONICS	
(Standard on Ivory Edition)	
Stereo System Upgrade w/CD	
Stereo VCR	
Freedom 20™ 2000W Inverter	
Enhanced Solar System (75W)	
Inverter Monitor	
Magnum IntelliDrive™ Display	
Icemaker	
CB Radio	

GOLD COAST PACKAGE	
(Standard on Ivory Edition)	
Giggeman Rangetop	
Ultra Leather Seating Package	
Folding Coffee Table	
Fountainhead™ Galley Sink	
Euro-Style Kitchen Faucet	
Color Rear View Monitor	

OTHER OPTIONS	
Tile Floor in Bath	
Dishwasher	
Washer/Dryer Combination	
Full Wood Plank Floor	
Home Theater Package	
10 Disc CD Changer	
Dual Pane Windows	
Side-by-Side Refrigerator	

Featuring **MAGNUM**

- S24E250 "Blue Streak"
 - M28V300 "Blue Max"
- Custom Chassis**




Specifications

EDITION	SAHARA	SERENGETI/IVORY	MODEL	S24E250 BLUE STREAK™	M28V300 BLUE MAX™
MODEL	S24E250 BLUE STREAK™	M28V300 BLUE MAX™	TRANSMISSION	ALLISON MD3060™	ALLISON MD3060™
ENGINE	CATERPILLAR 3126™	CATERPILLAR 3126™	SUSPENSION	ELLIPTIRIDE™	VELVET-RIDE™
HORSEPOWER	250 HP	300 HP	GVWR	24,000 LBS	28,000 LBS
PEAK TORQUE	800 FT-LBS	800 FT-LBS	GCWR	28,000 LBS	32,000 LBS
FUEL INJECTION	HEUI™	HEUI™	BRAKES	BENDIX HYDROMAX™	BENDIX HYDROMAX™

Floor Plans




3044 CENTER BATH



3730 CENTER BATH



3334 CENTER BATH



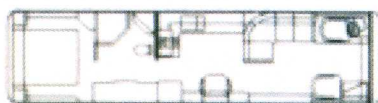
3740 PRIVATE BATH



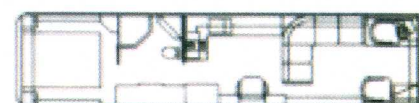
3352 SIDE AISLE



3750 SIDE AISLE




3390 RESIDENTIAL



3790 RESIDENTIAL



3530 CENTER BATH




4030 CENTER BATH



3550 SIDE AISLE



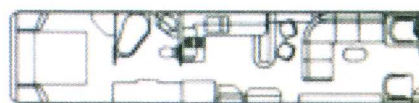
4050 SIDE AISLE



3590 RESIDENTIAL



4088 CENTER BATH



4090 RESIDENTIAL

Many plans available in Side or Front Entry.
King Bed also available in certain plans. Ask
your sales professional for details. All speci-
fications and plans subject to change without
notice or obligation.

AN **SMS** CORPORATION

Your Local Safari Dealer:



P. O. Box 740
30725 Diamond Hill Rd.
Harrisburg, OR 97446
503-995-8214
Toll Free 800-458-8735